COMPUTACION EN RESTAURANTES Y BARES

ARGUS



REPORTES AUDITORIA DE VENTAS

SISTEMAS SIERRA

SISTEMA DE PUNTO DE VENTA

Revisión: 20-may-2009

INDICE

INDICE....2
REPORTES DEL SISTEMA AUDITORIA DE VENTAS....4
FUNCION DEL SISTEMA AUDITORIA DE VENTAS....4
REPORTES SNC....5
VENTAS POR EMPRESA....5
VENTAS POR HORA....5
VENTAS POR LOCALIZACION....5
VENTAS POR TERMINAL POS....5
AUDITORIA DE CUENTAS....5
AUDITORIA POR MESERO....5
AUDITORIA POR CAJERO....6
AUDITORIA DE CANCELACIONES....6
VENTAS SEMANAL POR SUPERCATEGORIA....6
VENTAS SEMANAL POR CATEGORIA....6
VENTAS SEMANAL POR MESERO....6
VENTAS SEMANAL POR HORA....6
CONCURSO DE VENTAS SEMANAL....7
ARQUEO DE CAJA SEMANAL....7
ARQUEO POR CAJERO SEMANAL....7
VENTAS ANUAL POR SUPERCATEGORIA....7
VENTAS ANUAL POR CATEGORIA....7
VENTAS ANUAL POR MESERO....8
VENTAS ANUAL POR HORA....8
CONCURSO DE VENTAS ANUAL....8
ARQUEO DE CAJA ANUAL....8
ARQUEO POR CAJERO ANUAL....8
REPORTES NET....9
VENTAS POR EMPRESA....9
VENTAS POR HORA....9
VENTAS POR CLASIFICACION CONTABLE....10
VENTAS POR HORARIO....10
VENTAS POR TIPO....11
VENTAS POR SUPERCATEGORIA....11
VENTAS POR CATEGORIA....12
VENTAS POR SUBCATEGORIA....12
VENTAS POR PLU....13
VENTAS POR RANGO DE HORAS....13
CONCURSO DE VENTAS - EMPLEADO QUE ABRE....14
CONCURSO DE VENTAS - EMPLEADO QUE ORDENA....14
VENTAS POR EMPLEADO QUE ABRE....15
VENTAS POR EMPLEADO QUE ORDENA....15
AUDITORIA DE CUENTAS....16
AUDITORIA POR MESERO....16
AUDITORIA POR CAJERO....16
AUDITORIA POR NOTA....16
CANCELACIONES POR MESERO....17
CANCELACIONES POR GERENTE....17
PLUS CANCELADOS....17
TODAS LAS FORMAS DE PAGO....17

PAGOS EN EFECTIVO 18
PAGOS EN TARJETA DE CREDITO 18
PAGOS A CREDITO 18
CORTESIAS Y DESCUENTOS 18
VALES Y CUPONES 19
PROPINAS POR EMPLEADO RESUMEN 19
PROPINAS POR EMPLEADO DETALLE 19
TRANSFERENCIA DE CUENTAS 19
PLUS TRANSFERIDOS 20
CUENTAS POR COBRAR 20
ENTRADAS Y SALIDAS 20
CATALOGO DE PLUS 20
CATALOGO DE EMPLEADOS 21
CATALOGO DE CLIENTES 21
LOCALIZACIONESS 21
SEGIURIDAD 21
OPCIONES PARA IMPRESIÓN DE REPORTES 22

REPORTES DEL SISTEMA AUDITORIA DE VENTAS

FUNCION DEL SISTEMA AUDITORIA DE VENTAS

La función esencial del **sistema Auditoria de Ventas** es, auditar ventas de las diferentes localizaciones. Exhibe ventas y auditoria. Son mas de 100 reportes y gráficas.

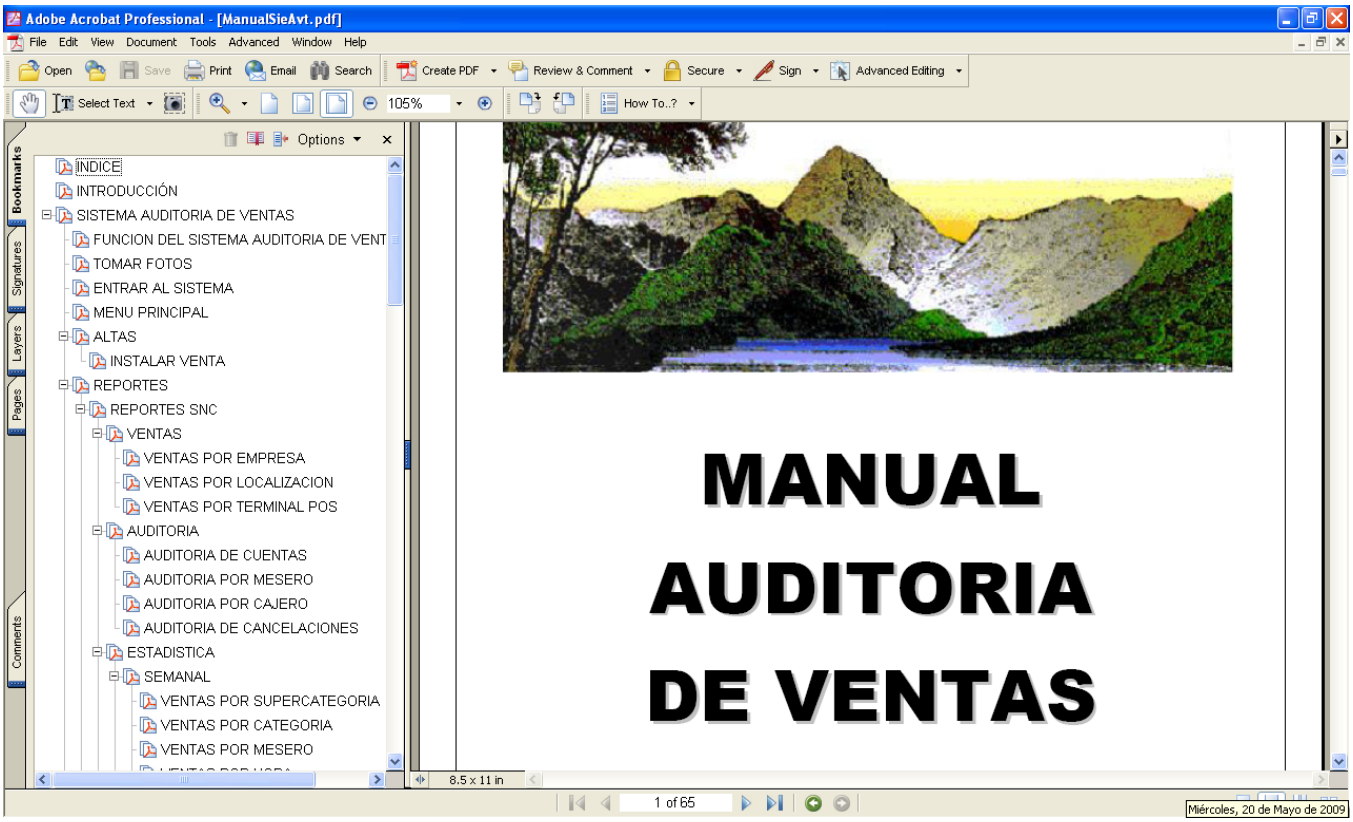

REPORTES SNC

VENTAS POR EMPRESA

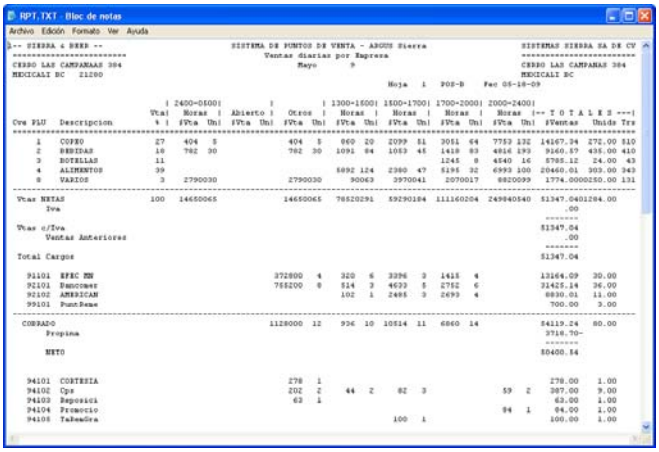

VENTAS POR HORA

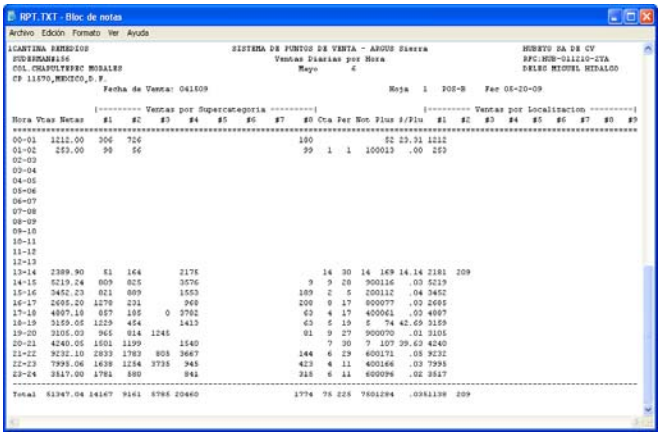

VENTAS POR LOCALIZACION

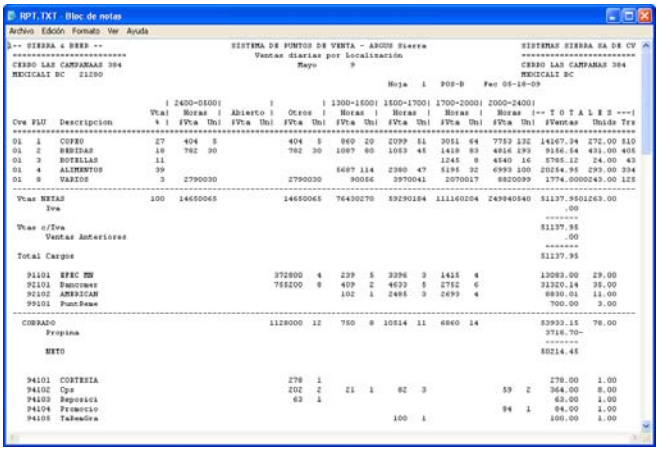

VENTAS POR TERMINAL POS

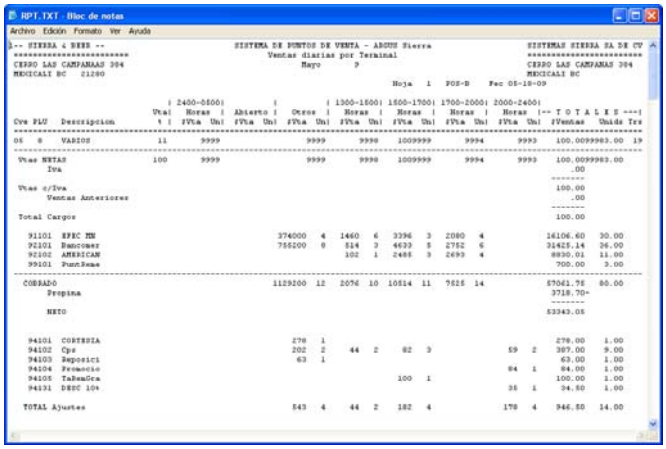

AUDITORIA DE CUENTAS

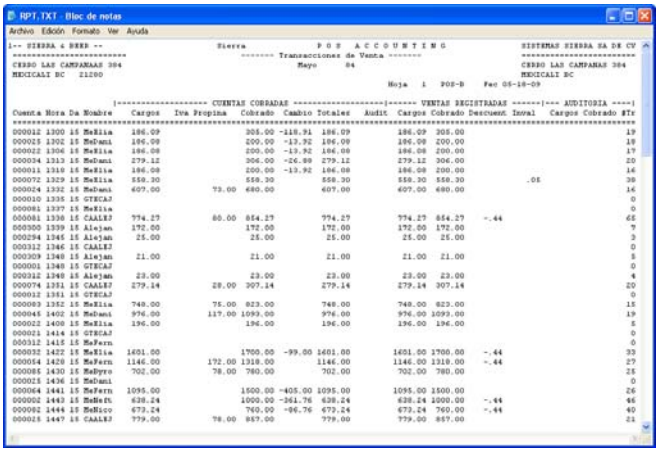

AUDITORIA POR MESERO

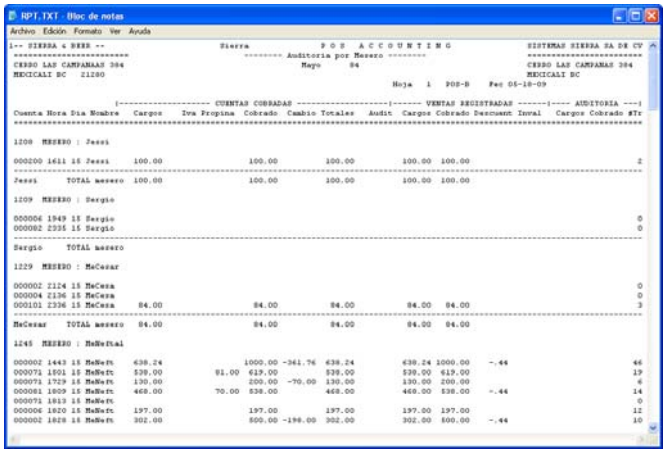

AUDITORIA POR CAJERO

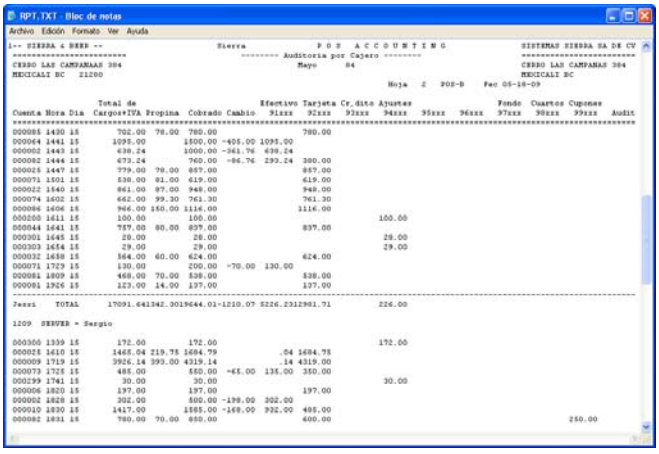

AUDITORIA DE CANCELACIONES

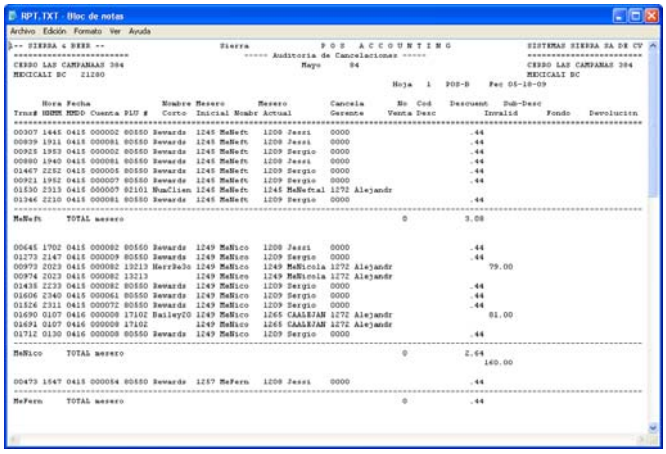

VENTAS SEMANAL POR SUPERCATEGORIA

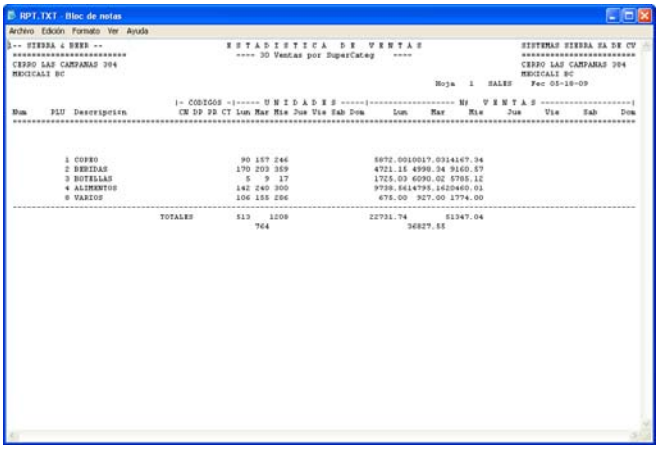

VENTAS SEMANAL POR CATEGORIA

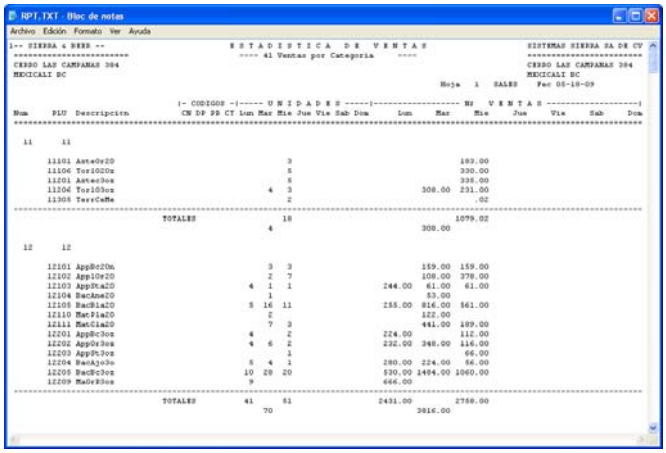

VENTAS SEMANAL POR MESERO

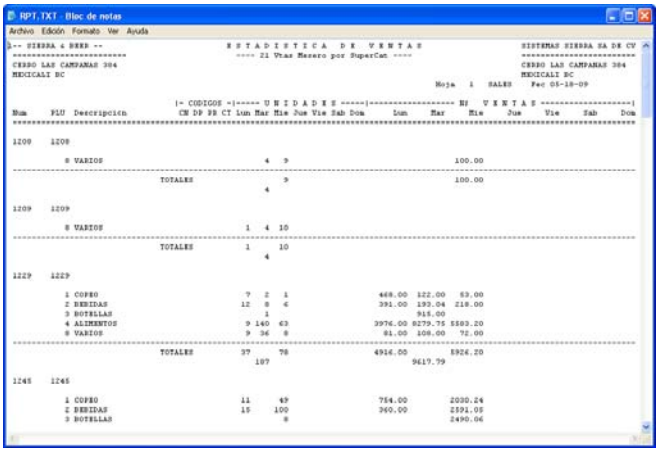

VENTAS SEMANAL POR HORA

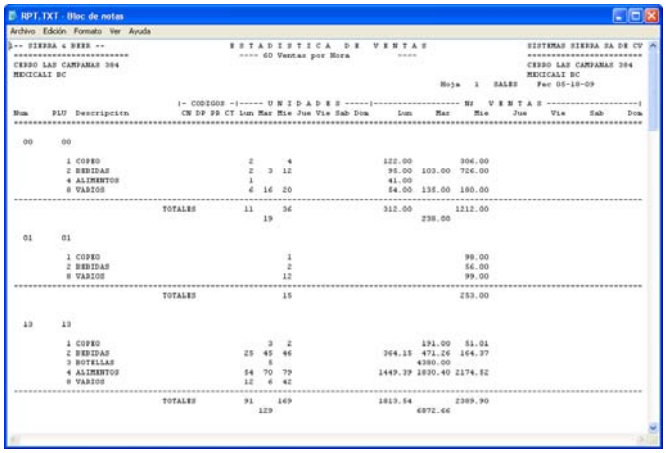

CONCURSO DE VENTAS SEMANAL

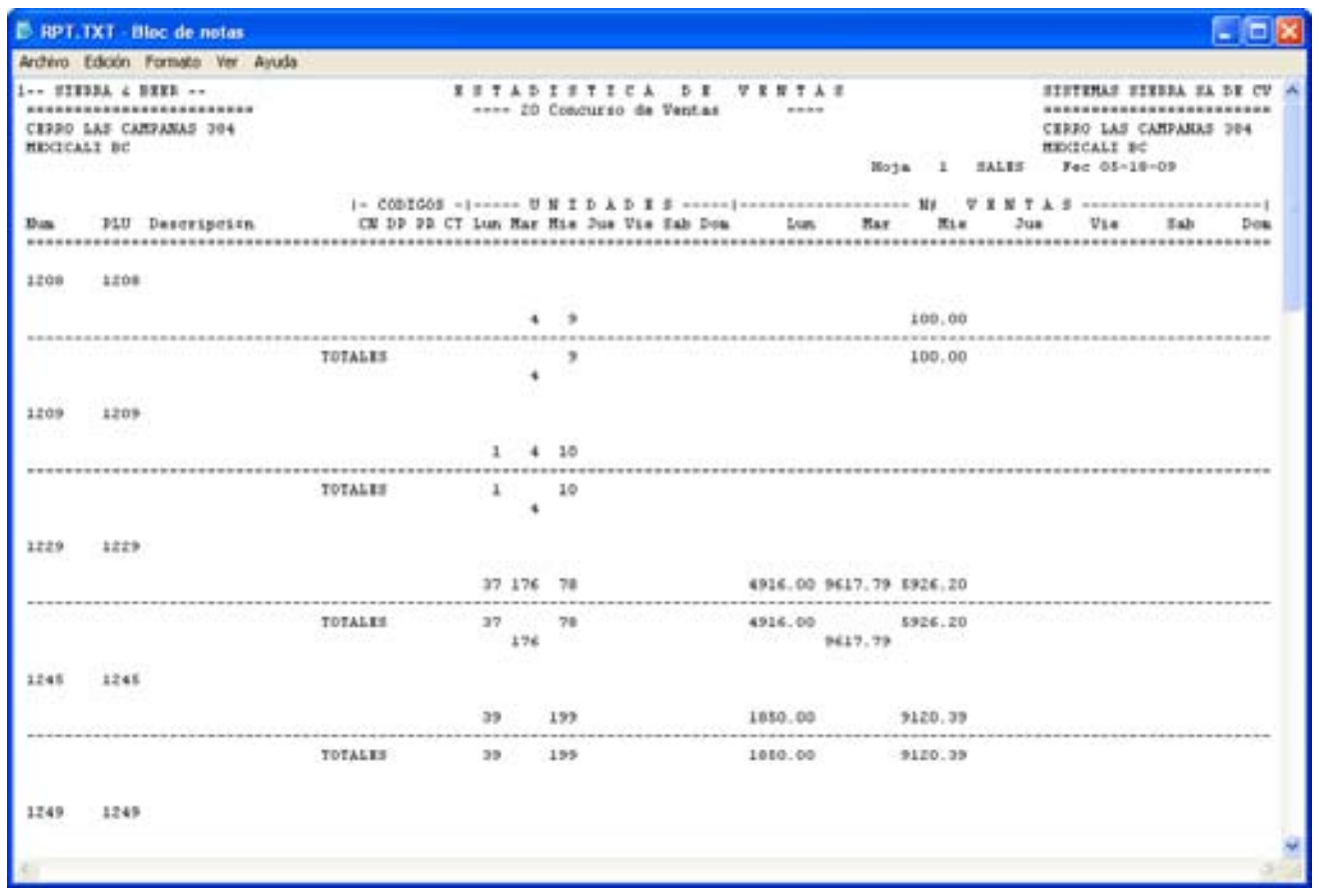

```
RPT.TXT - Bloc de notas
Archivo  Edición  Formato  Ver  Ayuda
1-- SIERRA & BEER --                      E S T A D I S T I C A   D E   V E N T A S                SISTEMAS SIERRA SA DE CV
 ========================                  ---- 20 Concurso de Ventas      ----                     ========================
 CERRO LAS CAMPANAS 384                                                                              CERRO LAS CAMPANAS 384
 MEXICALI BC                                                                                         MEXICALI BC
                                                                               Hoja   1   SALES     Fec 05-18-09

                                          |- CODIGOS -|----- U N I D A D E S -----|------------------ N$   V E N T A S -------------------|
Num     PLU  Descripcion                   CN DP PR CT Lun Mar Mie Jue Vie Sab Dom      Lun     Mar     Mie     Jue     Vie     Sab     Dom
=========================================================================================================================================

1208    1208

                                                    4   9                                        100.00
-----------------------------------------------------------------------------------------------------------------------------------------
                              TOTALES                   9                                        100.00
                                                    4

1209    1209

                                                1   4  10
-----------------------------------------------------------------------------------------------------------------------------------------
                              TOTALES           1      10
                                                    4

1229    1229

                                               37 176  78                 4916.00 9617.79 5926.20
-----------------------------------------------------------------------------------------------------------------------------------------
                              TOTALES          37      78                 4916.00         5926.20
                                                  176                             9617.79

1245    1245

                                               39     199                 1850.00         9120.39
-----------------------------------------------------------------------------------------------------------------------------------------
                              TOTALES          39     199                 1850.00         9120.39

1249    1249
```

ARQUEO DE CAJA SEMANAL

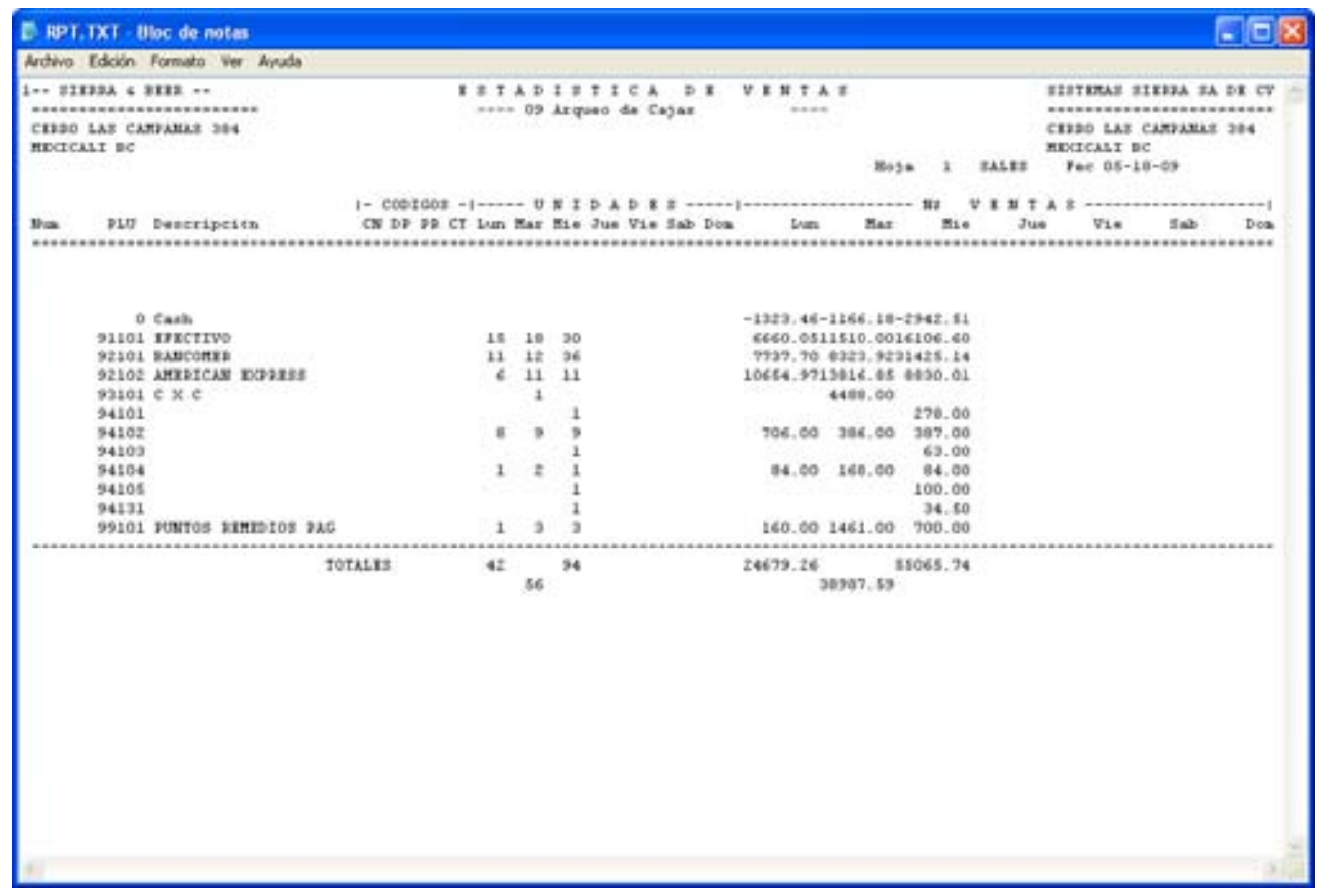

```
RPT.TXT - Bloc de notas
Archivo  Edición  Formato  Ver  Ayuda
1-- SIERRA & BEER --                      E S T A D I S T I C A   D E   V E N T A S                SISTEMAS SIERRA SA DE CV
 ========================                  ---- 09 Arqueo de Cajas         ----                     ========================
 CERRO LAS CAMPANAS 384                                                                              CERRO LAS CAMPANAS 384
 MEXICALI BC                                                                                         MEXICALI BC
                                                                               Hoja   1   SALES     Fec 05-18-09

                                          |- CODIGOS -|----- U N I D A D E S -----|------------------ N$   V E N T A S -------------------|
Num     PLU  Descripcion                   CN DP PR CT Lun Mar Mie Jue Vie Sab Dom      Lun     Mar     Mie     Jue     Vie     Sab     Dom
=========================================================================================================================================


          0 Cash                                                          -1323.46-1166.18-2942.51
      91101 EFECTIVO                           15  18  30                  6660.0511510.0016106.40
      92101 BANCOMER                           11  12  36                  7737.70 8323.9231425.14
      92102 AMERICAN EXPRESS                    6  11  11                 10654.9713816.85 8830.01
      93101 C X C                                   1                              4488.00
      94101                                             1                                  278.00
      94102                                     8   9   9                   706.00  386.00  387.00
      94103                                             1                                   63.00
      94104                                     1   2   1                    84.00  168.00   84.00
      94105                                             1                                  100.00
      94131                                             1                                   34.50
      99101 PUNTOS REMEDIOS PAG                 1   3   3                   160.00 1461.00  700.00
-----------------------------------------------------------------------------------------------------------------------------------------
                              TOTALES          42      94                 24679.26        55065.74
                                                   56                             38987.59
```

ARQUEO POR CAJERO SEMANAL

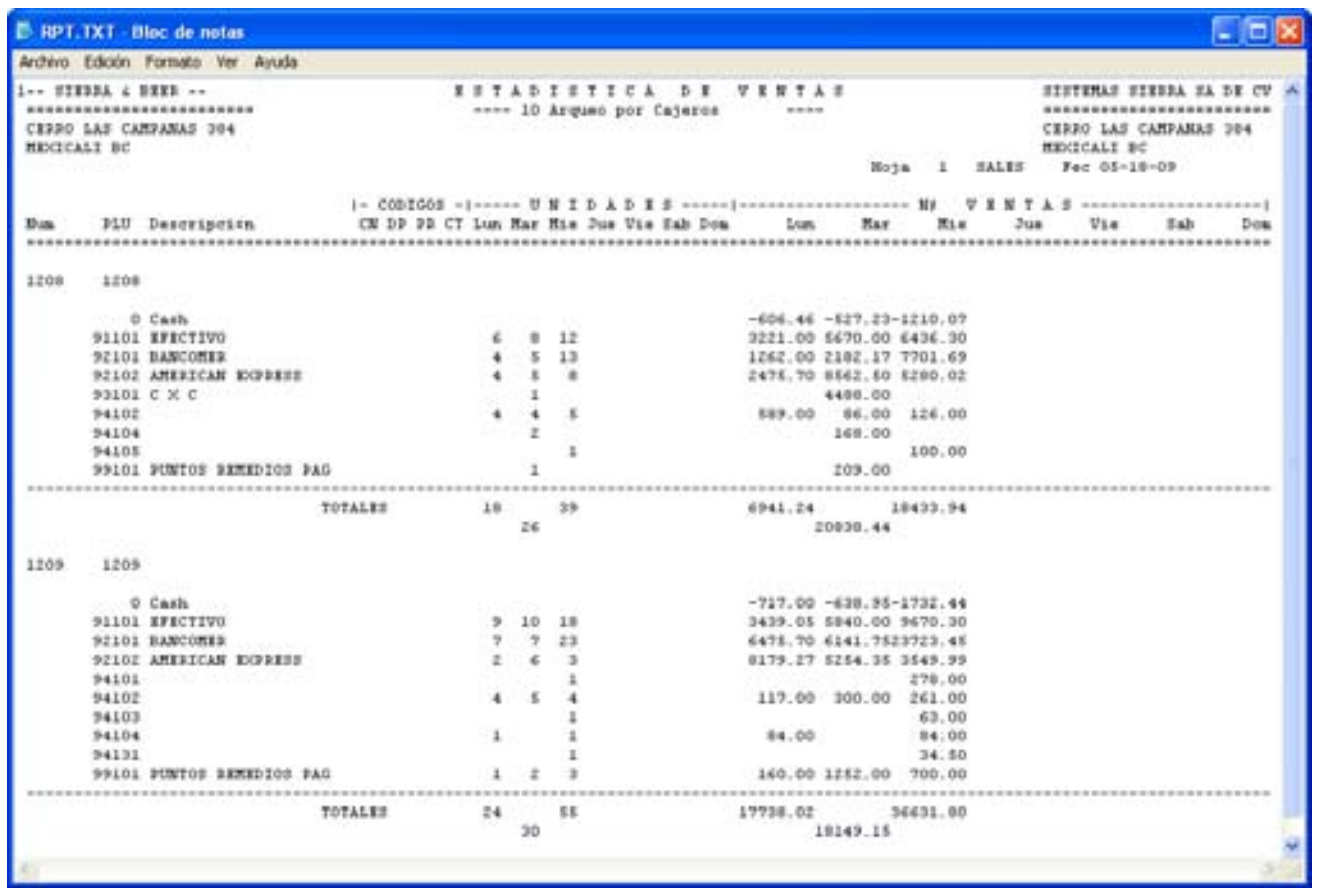

```
RPT.TXT - Bloc de notas
Archivo  Edición  Formato  Ver  Ayuda
1-- SIERRA & BEER --                      E S T A D I S T I C A   D E   V E N T A S                SISTEMAS SIERRA SA DE CV
 ========================                  ---- 10 Arqueo por Cajeros      ----                     ========================
 CERRO LAS CAMPANAS 384                                                                              CERRO LAS CAMPANAS 384
 MEXICALI BC                                                                                         MEXICALI BC
                                                                               Hoja   1   SALES     Fec 05-18-09

                                          |- CODIGOS -|----- U N I D A D E S -----|------------------ N$   V E N T A S -------------------|
Num     PLU  Descripcion                   CN DP PR CT Lun Mar Mie Jue Vie Sab Dom      Lun     Mar     Mie     Jue     Vie     Sab     Dom
=========================================================================================================================================

1208    1208

          0 Cash                                                           -606.46 -527.23-1210.07
      91101 EFECTIVO                            6   8  12                  3221.00 5670.00 6436.30
      92101 BANCOMER                            4   5  13                  1262.00 2182.17 7701.69
      92102 AMERICAN EXPRESS                    4   5   8                  2475.70 8562.50 5280.02
      93101 C X C                                   1                              4488.00
      94102                                     4   4   5                   589.00   86.00  126.00
      94104                                         2                               168.00
      94105                                             1                                  100.00
      99101 PUNTOS REMEDIOS PAG                     1                               209.00
-----------------------------------------------------------------------------------------------------------------------------------------
                              TOTALES          18      39                  6941.24        18433.94
                                                   26                             20838.44

1209    1209

          0 Cash                                                           -717.00 -638.95-1732.44
      91101 EFECTIVO                            9  10  18                  3439.05 5840.00 9670.30
      92101 BANCOMER                            7   7  23                  6475.70 6141.7523723.45
      92102 AMERICAN EXPRESS                    2   6   3                  8179.27 5254.35 3549.99
      94101                                             1                                  278.00
      94102                                     4   5   4                   117.00  300.00  261.00
      94103                                             1                                   63.00
      94104                                     1       1                    84.00           84.00
      94131                                             1                                   34.50
      99101 PUNTOS REMEDIOS PAG                 1   2   3                   160.00 1252.00  700.00
-----------------------------------------------------------------------------------------------------------------------------------------
                              TOTALES          24      55                 17738.02        36631.80
                                                   30                             18149.15
```

VENTAS ANUAL POR SUPERCATEGORIA

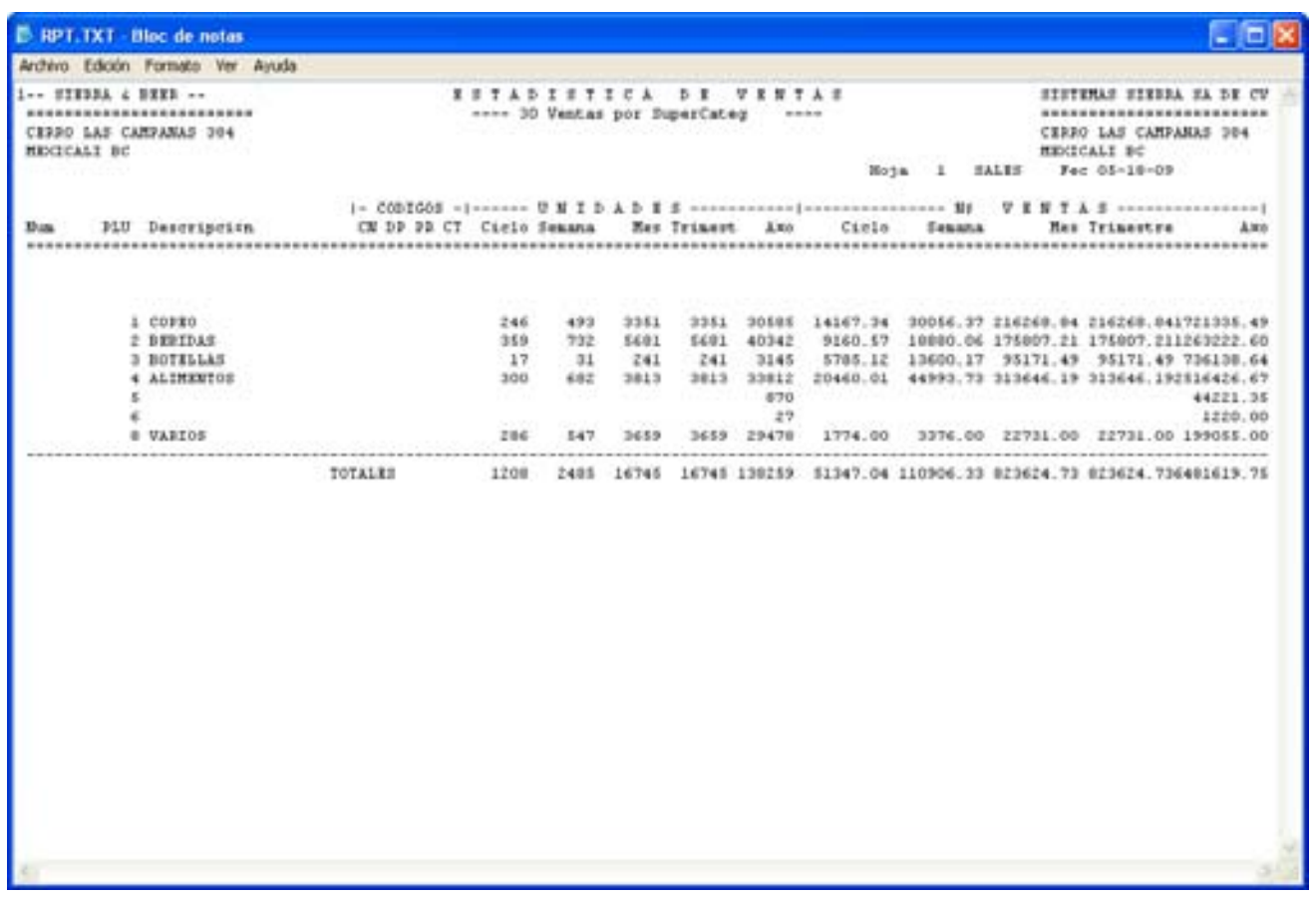

```
RPT.TXT - Bloc de notas
Archivo  Edición  Formato  Ver  Ayuda
1-- SIERRA & BEER --                      E S T A D I S T I C A   D E   V E N T A S                SISTEMAS SIERRA SA DE CV
 ========================                  ---- 30 Ventas por SuperCateg   ----                     ========================
 CERRO LAS CAMPANAS 384                                                                              CERRO LAS CAMPANAS 384
 MEXICALI BC                                                                                         MEXICALI BC
                                                                               Hoja   1   SALES     Fec 05-18-09

                                          |- CODIGOS -|------ U N I D A D E S -----------|--------------- N$   V E N T A S ---------------|
Num     PLU  Descripcion                   CN DP PR CT  Ciclo Semana   Mes Trimest   Ano     Ciclo    Semana        Mes Trimestre        Ano
=========================================================================================================================================


          1 COPEO                                         246    493  3351   3351  30585  14167.34  30056.37 216268.84 216268.841721335.49
          2 BEBIDAS                                       359    732  5681   5681  40342   9160.57  10880.06 175807.21 175807.211263222.60
          3 BOTELLAS                                       17     31   241    241   3145   5785.12  13600.17  95171.49  95171.49 736138.64
          4 ALIMENTOS                                     300    682  3813   3813  33812  20460.01  44993.73 313646.19 313646.192516426.67
          5                                                                          870                                         44221.35
          6                                                                           27                                          1220.00
          8 VARIOS                                        286    547  3659   3659  29478   1774.00   3376.00  22731.00  22731.00 199055.00
-----------------------------------------------------------------------------------------------------------------------------------------
                              TOTALES                    1208   2485 16745  16745 138259  51347.04 110906.33 823624.73 823624.736481619.75
```

VENTAS ANUAL POR CATEGORIA

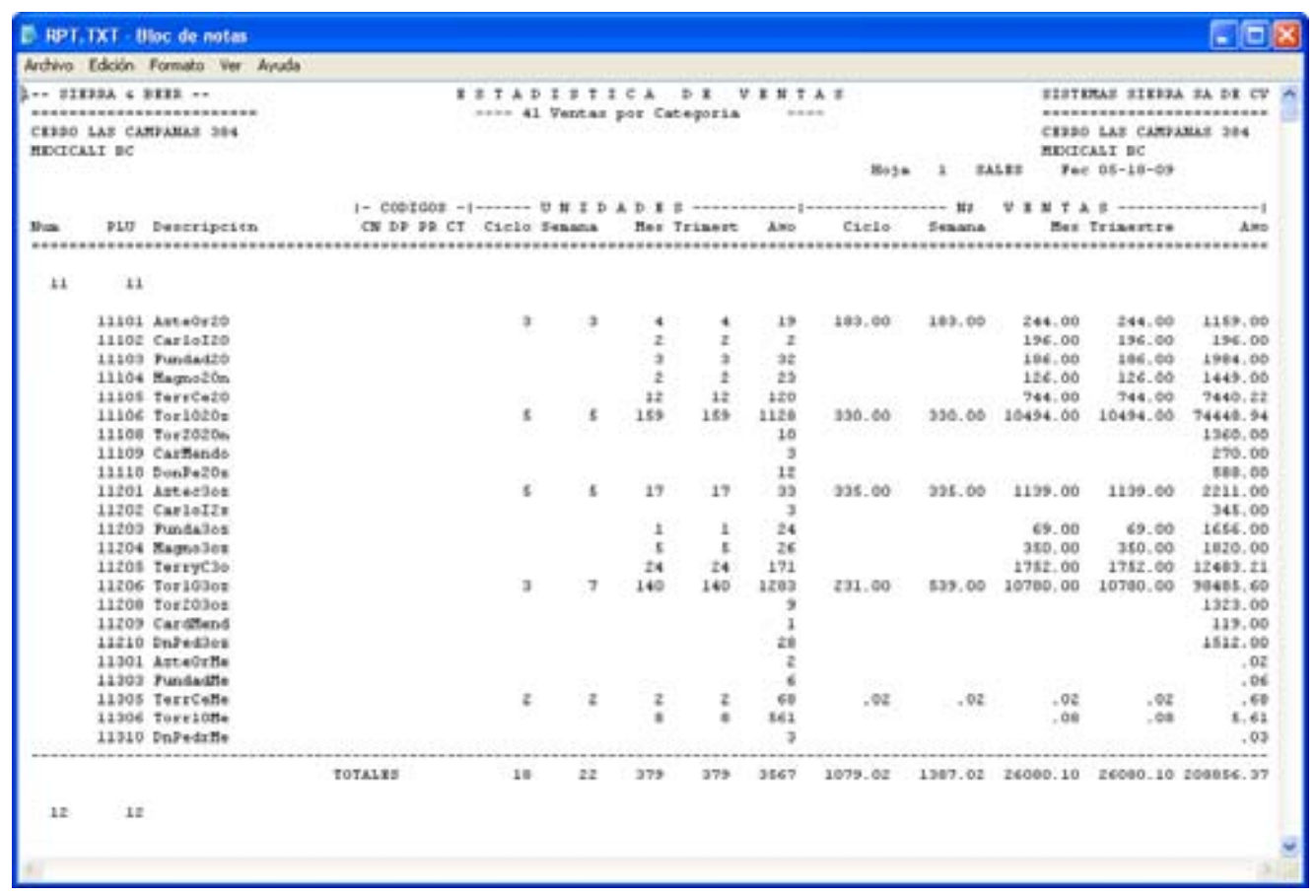

```
RPT.TXT - Bloc de notas
Archivo  Edición  Formato  Ver  Ayuda
1-- SIERRA & BEER --                      E S T A D I S T I C A   D E   V E N T A S                SISTEMAS SIERRA SA DE CV
 ========================                  ---- 41 Ventas por Categoria    ----                     ========================
 CERRO LAS CAMPANAS 384                                                                              CERRO LAS CAMPANAS 384
 MEXICALI BC                                                                                         MEXICALI BC
                                                                               Hoja   1   SALES     Fec 05-18-09

                                          |- CODIGOS -|------ U N I D A D E S -----------|--------------- N$   V E N T A S ---------------|
Num     PLU  Descripcion                   CN DP PR CT  Ciclo Semana   Mes Trimest   Ano     Ciclo    Semana        Mes Trimestre        Ano
=========================================================================================================================================

  11      11

      11101 AsteOr20                                        3      3     4      4     19    183.00    183.00    244.00    244.00   1159.00
      11102 CarloI20                                                     2      2      2                        196.00    196.00    196.00
      11103 Fundad20                                                     3      3     32                        186.00    186.00   1984.00
      11104 Magno20m                                                     2      2     23                        126.00    126.00   1449.00
      11105 TerrCe20                                                    12     12    120                        744.00    744.00   7440.22
      11106 Tor1020z                                        5      5   159    159   1128    330.00    330.00  10494.00  10494.00  74448.94
      11108 Tor2020m                                                                  10                                           1360.00
      11109 CarMendo                                                                   3                                            270.00
      11110 DonPe20z                                                                  12                                            888.00
      11201 Astec3oz                                        5      5    17     17     33    335.00    335.00   1139.00   1139.00   2211.00
      11202 CarloI3z                                                                   3                                            345.00
      11203 Funda3oz                                                     1      1     24                         69.00     69.00   1656.00
      11204 Magno3oz                                                     5      5     26                        350.00    350.00   1820.00
      11205 TerryC3o                                                    24     24    171                       1752.00   1752.00  12483.21
      11206 Tor103oz                                        3      7   140    140   1283    231.00    539.00  10780.00  10780.00  98485.60
      11208 Tor203oz                                                                   9                                           1323.00
      11209 CardMend                                                                   1                                            119.00
      11210 DnPed3oz                                                                  28                                           1512.00
      11301 AsteOrMe                                                                   2                                               .02
      11303 FundadMe                                                                   6                                               .06
      11305 TerrCeMe                                        2      2     2      2     68       .02       .02       .02       .02       .68
      11306 Torr10Me                                                     8      8    561                           .08       .08      5.61
      11310 DnPedrMe                                                                   3                                               .03
-----------------------------------------------------------------------------------------------------------------------------------------
                              TOTALES                      18     22   379    379   3567   1079.02   1387.02  26080.10  26080.10 208856.37

  12      12
```

COMPUTACION EN RESTAURANTES Y BARES

ARGUS

VENTAS ANUAL POR MESERO

RPT.TXT - Bloc de notas

1-- SIERRA & BEER -- E S T A D I S T I C A D E V E N T A S SISTEMAS SIERRA SA DE CV
---- 21 Vtas Mesero por SuperCat ----
CERRO LAS CAMPANAS 384 CERRO LAS CAMPANAS 384
MEXICALI BC MEXICALI BC
Hoja 1 SALES Fec 05-18-09

			CODIGOS	UNIDADES					N$ VENTAS				
Num	PLU	Descripcion	CN DP PR CT	Ciclo	Semana	Mes	Trimest	Año	Ciclo	Semana	Mes	Trimestre	Año
1208	1208												
	8	VARIOS		9	13	80	80	949	100.00	100.00	400.00	400.00	20900.00
		TOTALES		9	13	80	80	949	100.00	100.00	400.00	400.00	20900.00
1209	1209												
	2	BEBIDAS						1					28.00
	8	VARIOS		10	15	86	86	1247			1100.00	1100.00	24336.00
		TOTALES		10	15	86	86	1248			1100.00	1100.00	24364.00
1229	1229												
								4					
	1	COPEO		1	10	173	173	1154	53.00	643.00	12490.00	12490.00	74082.60
	2	BEBIDAS		6	26	246	246	1667	218.00	802.04	7653.16	7653.16	53905.24
	3	BOTELLAS			1	21	21	183		915.00	3700.17	3700.17	44319.06
	4	ALIMENTOS		63	212	892	892	6608	5583.20	17838.95	85931.25	85931.25	565013.31
	5							195					17045.27
	6							7					327.00
	8	VARIOS		8	53	202	202	1796	72.00	261.00	747.00	747.00	5949.00
		TOTALES		78	302	1534	1534	11614	5926.20	20459.99	110521.58	110521.58	760642.28
1235	1235												
								10					
	1							668					34061.60

VENTAS ANUAL POR HORA

RPT.TXT - Bloc de notas

1-- SIERRA & BEER -- E S T A D I S T I C A D E V E N T A S SISTEMAS SIERRA SA DE CV
---- 60 Ventas por Hora ----
CERRO LAS CAMPANAS 384 CERRO LAS CAMPANAS 384
MEXICALI BC MEXICALI BC
Hoja 1 SALES Fec 05-18-09

			CODIGOS	UNIDADES					N$ VENTAS				
Num	PLU	Descripcion	CN DP PR CT	Ciclo	Semana	Mes	Trimest	Año	Ciclo	Semana	Mes	Trimestre	Año
00	00												
								2					
	1	COPEO		4	6	202	202	1619	306.00	428.00	13515.00	13515.00	109551.41
	2	BEBIDAS		12	17	251	251	2032	726.00	924.00	10178.00	10178.00	76921.26
	3	BOTELLAS				18	18	225			15655.05	15655.05	78302.47
	4	ALIMENTOS			1	59	59	471		41.00	1585.00	1585.00	36292.55
	5							44					1387.07
	6							1					44.00
	8	VARIOS		20	42	458	458	2976	180.00	369.00	3287.00	3287.00	19201.00
		TOTALES		36	66	988	988	7370	1212.00	1762.00	44220.05	44220.05	321699.76
01	01												
								1					
	1	COPEO		1	1	64	64	685	98.00	98.00	4381.00	4381.00	46420.42
	2	BEBIDAS		2	2	80	80	844	56.00	56.00	2607.00	2607.00	29923.00
	3	BOTELLAS				1	1	146			655.00	655.00	30874.06
	4	ALIMENTOS				1	1	34			24.00	24.00	4627.07
	5							34					
	8	VARIOS		12	12	357	357	2840	99.00	99.00	2165.00	2165.00	12313.00
		TOTALES		15	15	503	503	4584	253.00	253.00	9832.00	9832.00	124167.55
02	02												
	1	COPEO						64					4124.59
	2	BEBIDAS						30					1019.00
	3	BOTELLAS						3					2870.00

CONCURSO DE VENTAS ANUAL

RPT.TXT - Bloc de notas

1-- SIERRA & BEER -- E S T A D I S T I C A D E V E N T A S SISTEMAS SIERRA SA DE CV
---- 20 Concurso de Ventas ----
CERRO LAS CAMPANAS 384 CERRO LAS CAMPANAS 384
MEXICALI BC MEXICALI BC
Hoja 1 SALES Fec 05-18-09

			CODIGOS	UNIDADES					N$ VENTAS				
Num	PLU	Descripcion	CN DP PR CT	Ciclo	Semana	Mes	Trimest	Año	Ciclo	Semana	Mes	Trimestre	Año
1208	1208												
				9	13	80	80	949	100.00	100.00	400.00	400.00	20900.00
		TOTALES		9	13	80	80	949	100.00	100.00	400.00	400.00	20900.00
1209	1209												
				10	15	86	86	1247			1100.00	1100.00	24364.00
		TOTALES		10	15	86	86	1247			1100.00	1100.00	24364.00
1229	1229												
				78	291	1501	1501	11106	5926.20	20459.99	110521.58	110521.58	760642.28
		TOTALES		78	291	1501	1501	11106	5926.20	20459.99	110521.58	110521.58	760642.28
1235	1235												
								1868					91603.42
		TOTALES						1868					91603.42
1238	1238												
								83					4106.16
		TOTALES						83					4106.16

ARQUEO DE CAJA ANUAL

RPT.TXT - Bloc de notas

1-- SIERRA & BEER -- E S T A D I S T I C A D E V E N T A S SISTEMAS SIERRA SA DE CV
---- 09 Arqueo de Cajas ----
CERRO LAS CAMPANAS 384 CERRO LAS CAMPANAS 384
MEXICALI BC MEXICALI BC
Hoja 1 SALES Fec 05-18-09

			CODIGOS	UNIDADES					N$ VENTAS				
Num	PLU	Descripcion	CN DP PR CT	Ciclo	Semana	Mes	Trimest	Año	Ciclo	Semana	Mes	Trimestre	Año
	0	Cash							-2942.51	-5432.16	-34217.23	-34217.23	-329297.06
	91101	EFECTIVO		30	63	466	466	4167	16106.60	34276.65	325284.36	325284.36	2923449.15
	91102	EFECTIVO DOLARES						7					5026.30
	91103							71					28126.11
	91104							4					23153.30
	92101	BANCOMER		36	59	432	432	3518	31425.14	47486.76	395759.57	395759.57	2907190.52
	92102	AMERICAN EXPRESS		11	28	133	133	1060	8830.01	33301.83	153931.40	153931.40	959390.64
	92104							20					16071.38
	93101	C X C			1	2	2	10		4488.00	4806.00	4806.00	7105.01
	94101			1	1	9	9	56	278.00	278.00	1442.03	1442.03	29819.38
	94102			9	26	120	120	871	387.00	1479.00	9423.00	9423.00	66419.85
	94103			1	1	1	1	13	63.00	63.00	63.00	63.00	1409.00
	94104			1	4	16	16	287	84.00	336.00	1511.00	1511.00	76678.21
	94105			1	1	3	3	214	100.00	100.00	300.00	300.00	21400.00
	94131			1	1	8	8	44	34.50	34.50	997.31	997.31	5466.63
	94132							2					350.00
	94135							38					2441.71
	99101	PUNTOS REMEDIOS PAG		3	7	36	36	136	700.00	2321.00	10600.00	10600.00	47085.69
	99104	ANTICIPOS						1					2000.00
		TOTALES		94	192	1226	1226	10519	55065.74	118732.59	869900.44	869900.44	6793285.83

ARQUEO POR CAJERO ANUAL

RPT.TXT - Bloc de notas

1-- SIERRA & BEER -- E S T A D I S T I C A D E V E N T A S SISTEMAS SIERRA SA DE CV
---- 10 Arqueo por Cajeros ----
CERRO LAS CAMPANAS 384 CERRO LAS CAMPANAS 384
MEXICALI BC MEXICALI BC
Hoja 1 SALES Fec 05-18-09

			CODIGOS	UNIDADES					N$ VENTAS				
Num	PLU	Descripcion	CN DP PR CT	Ciclo	Semana	Mes	Trimest	Año	Ciclo	Semana	Mes	Trimestre	Año
1208	1208												
	0	Cash							-1210.07	-2343.76	-16545.03	-16545.03	-108281.27
	91101	EFECTIVO		12	26	214	214	1330	6436.30	15327.30	156414.27	156414.27	983703.63
	91102	EFECTIVO DOLARES						2					1227.00
	91103							14					6006.11
	91104							2					6495.00
	92101	BANCOMER		13	22	203	203	1160	7701.69	11145.86	193863.19	193863.19	1031525.31
	92102	AMERICAN EXPRESS		8	17	69	69	395	5280.02	16318.22	63779.28	63779.28	376210.22
	92104							7					6289.75
	93101	C X C			1	2	2	4		4488.00	4806.00	4806.00	6658.01
	94101					2	2	16			416.03	416.03	19043.28
	94102			8	13	70	70	369	126.00	801.00	5866.00	5866.00	21185.00
	94103							1					60.00
	94104				2	11	11	112		168.00	1091.00	1091.00	23839.13
	94105			1	1	2	2	108	100.00	100.00	200.00	200.00	10800.00
	94131					4	4	22			683.21	683.21	2815.90
	94135							11					564.01
	99101	PUNTOS REMEDIOS PAG			1	18	18	65		209.00	4428.00	4428.00	20624.32
	99104	ANTICIPOS						1					2000.00
		TOTALES		39	83	595	595	3635	18433.94	46213.62	415001.95	415001.95	2410765.40
1209	1209												
	0	Cash							-1732.44	-3088.39	-17672.20	-17672.20	-221015.78
	91101	EFECTIVO		18	37	282	282	2829	9670.30	18949.35	168870.09	168870.09	1939745.52
	91102	EFECTIVO DOLARES						5					3799.30
	91103							87					22120.00
	91104							2					16658.30

REPORTES NET

VENTAS POR EMPRESA

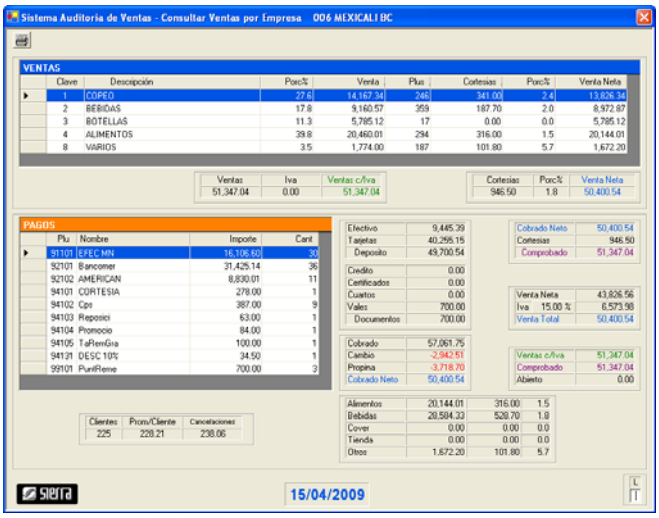

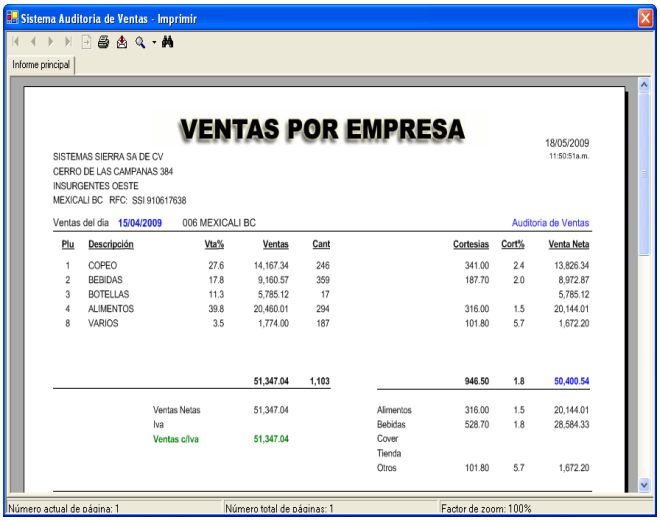

VENTAS POR HORA

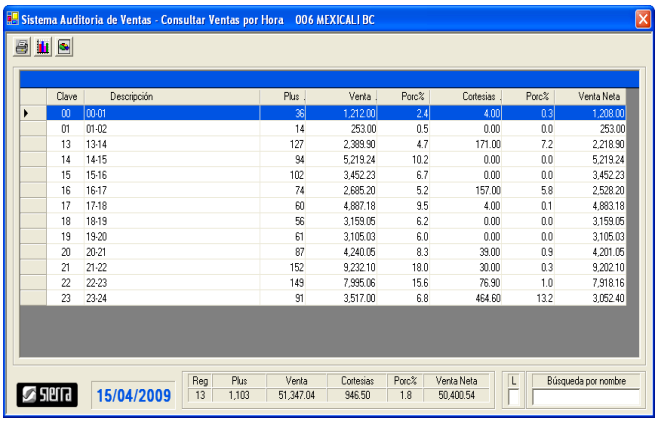

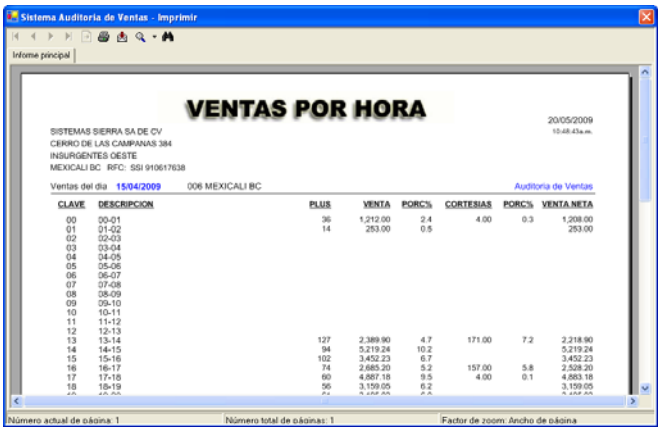

VENTAS POR CLASIFICACION CONTABLE

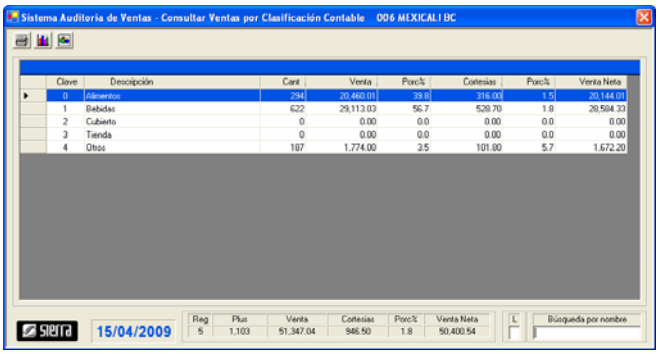

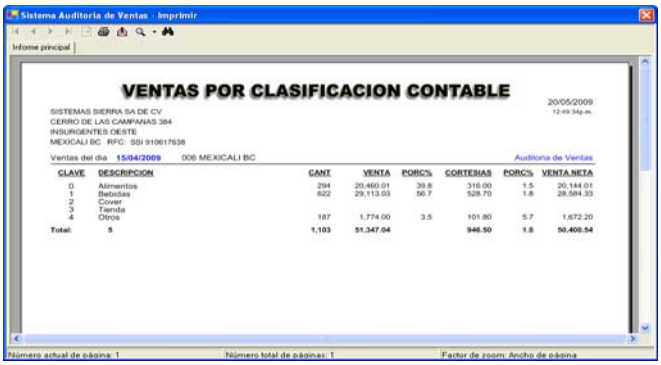

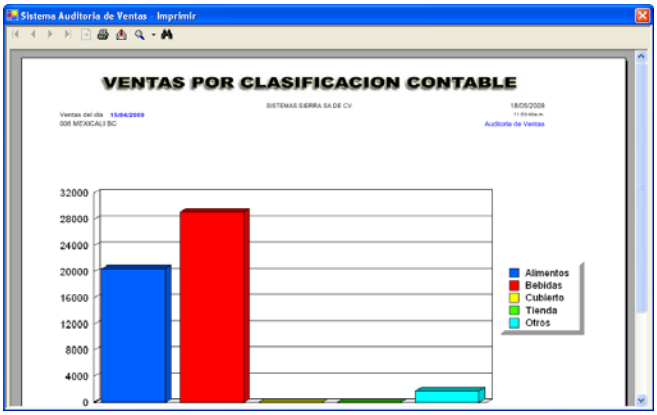

VENTAS POR HORARIO

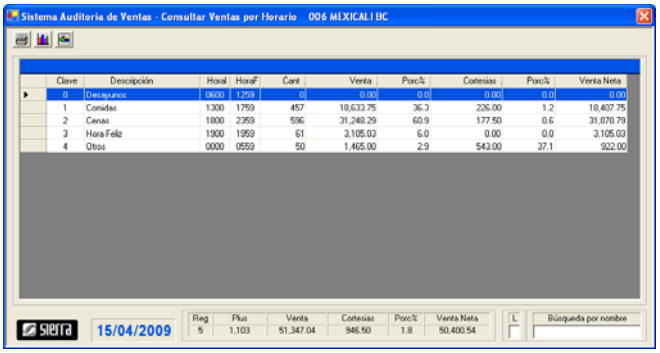

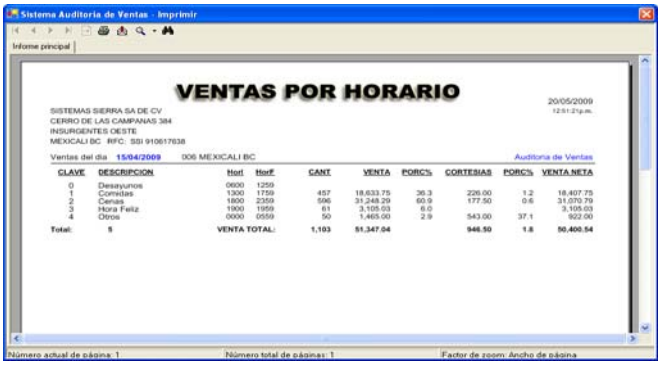

VENTAS POR TIPO

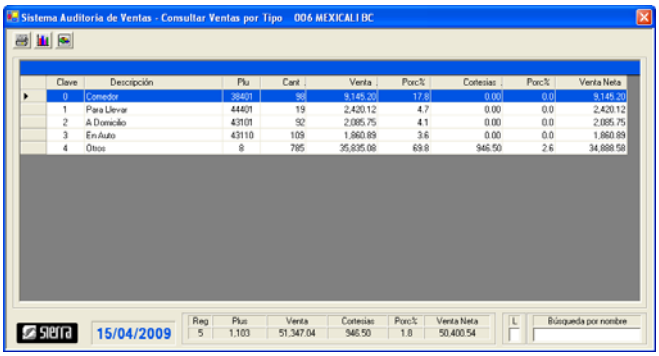

VENTAS POR SUPERCATEGORIA

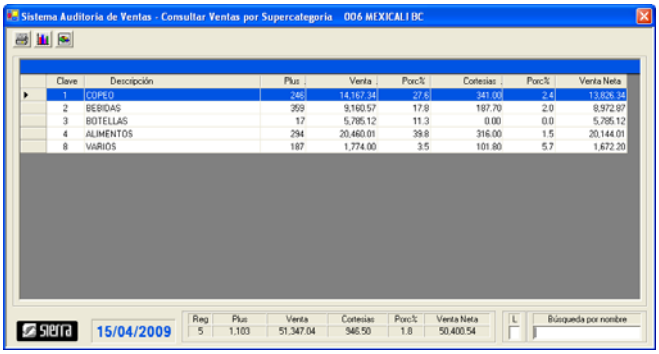

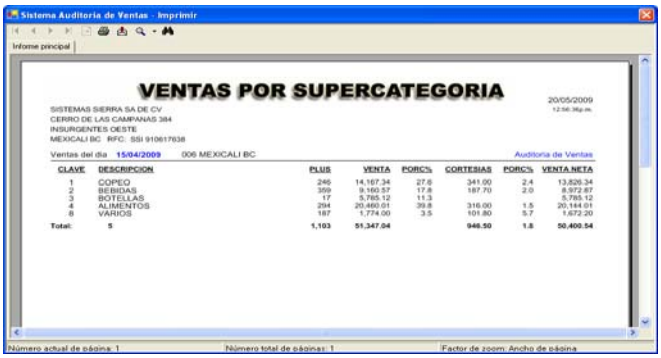

VENTAS POR CATEGORIA

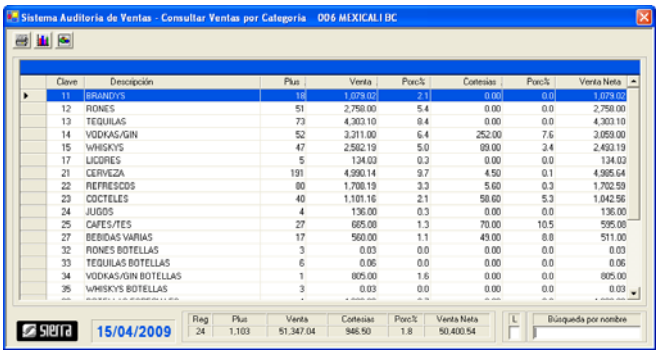

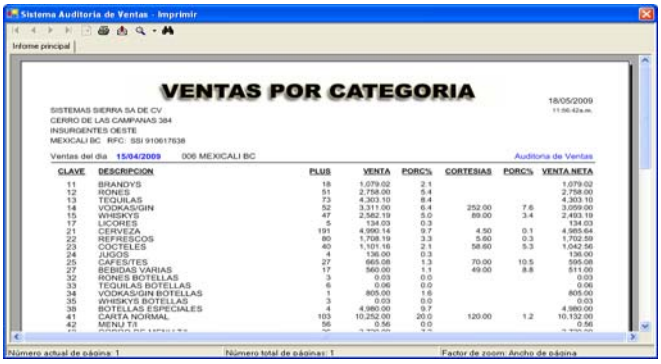

VENTAS POR SUBCATEGORIA

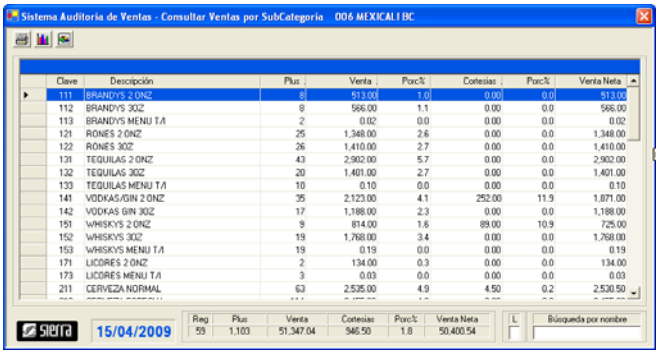

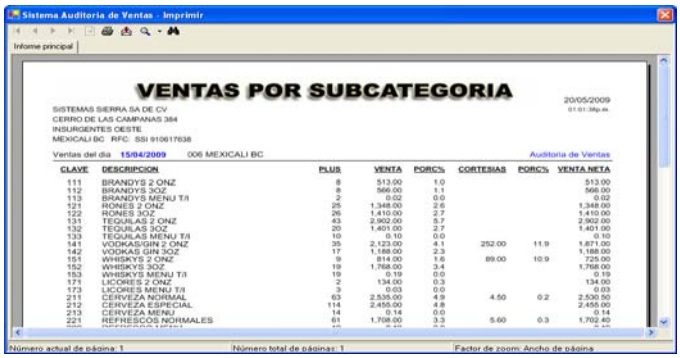

VENTAS POR PLU

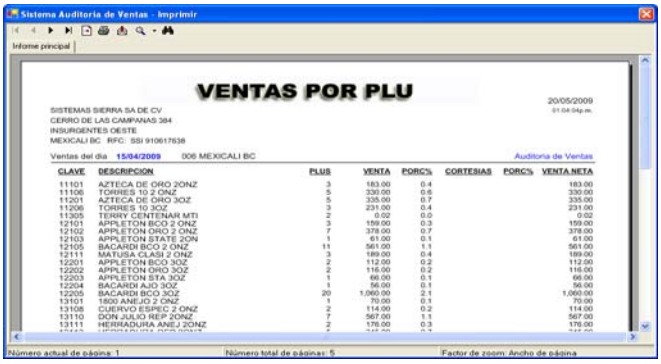

VENTAS POR RANGO DE HORAS

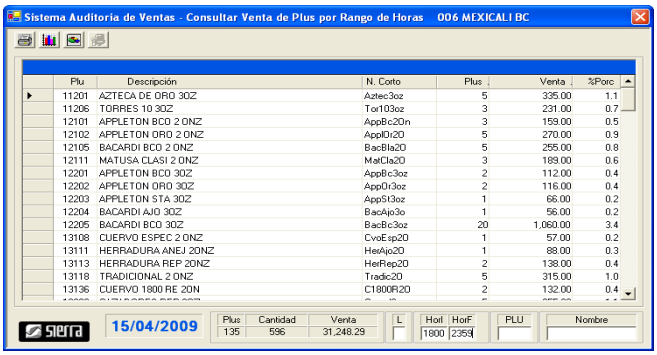

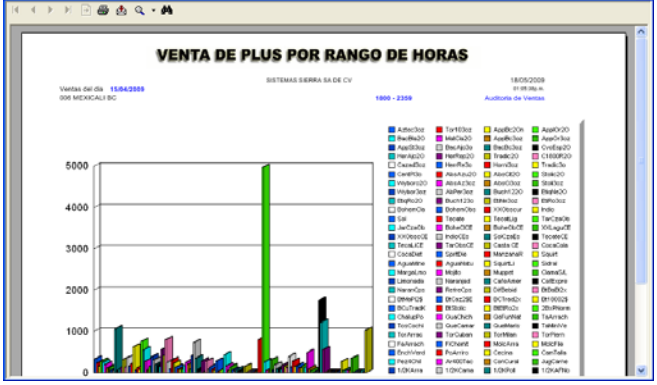

CONCURSO DE VENTAS - EMPLEADO QUE ABRE

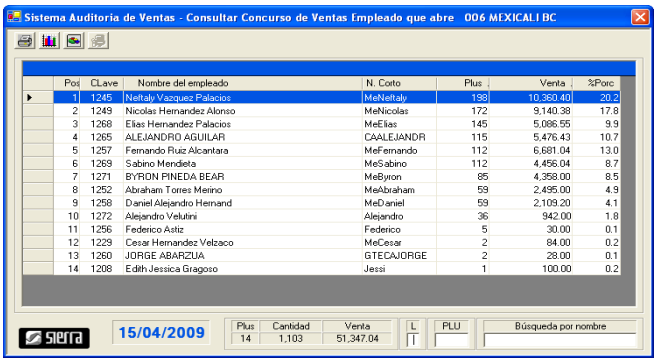

CONCURSO DE VENTAS - EMPLEADO QUE ORDENA

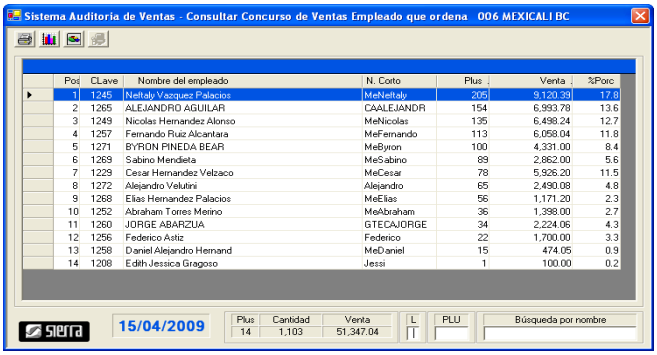

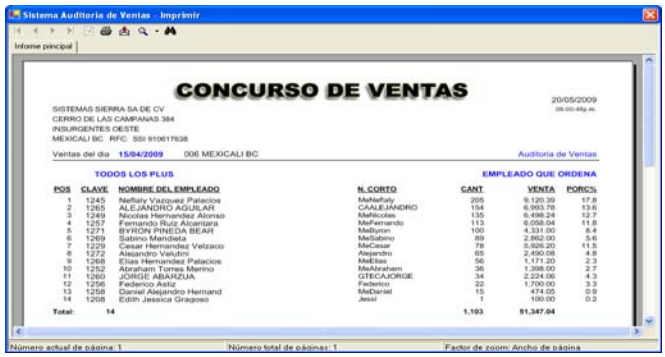

VENTAS POR EMPLEADO QUE ABRE

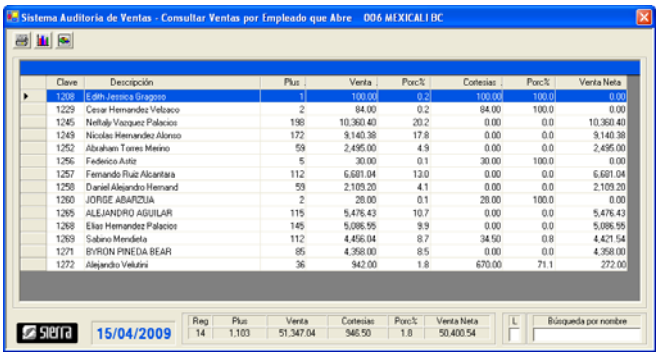

Clave	Descripción	Plus	Venta	Porc%	Cortesias	Porc%	Venta Neta
1208	Edith Jessica Gragoso	1	100.00	0.2	100.00	100.0	0.00
1229	Cesar Hernandez Velzaco	2	84.00	0.2	84.00	100.0	0.00
1245	Neftaly Vazquez Palacios	198	10,360.40	20.2	0.00	0.0	10,360.40
1249	Nicolas Hernandez Alonso	172	9,140.38	17.8	0.00	0.0	9,140.38
1252	Abraham Torres Merino	59	2,495.00	4.9	0.00	0.0	2,495.00
1256	Federico Astiz	5	30.00	0.1	30.00	100.0	0.00
1257	Fernando Ruiz Alcantara	112	6,681.04	13.0	0.00	0.0	6,681.04
1258	Daniel Alejandro Hernand	59	2,109.20	4.1	0.00	0.0	2,109.20
1260	JORGE ABARZUA	2	28.00	0.1	28.00	100.0	0.00
1265	ALEJANDRO AGUILAR	115	5,476.43	10.7	0.00	0.0	5,476.43
1268	Elias Hernandez Palacios	145	5,086.55	9.9	0.00	0.0	5,086.55
1269	Sabino Mendieta	112	4,456.04	8.7	34.50	0.8	4,421.54
1271	BYRON PINEDA BEAR	85	4,358.00	8.5	0.00	0.0	4,358.00
1272	Alejandro Velutini	36	942.00	1.8	670.00	71.1	272.00

Reg	Plus	Venta	Cortesias	Porc%	Venta Neta
14	1,103	51,347.04	946.50	1.8	50,400.54

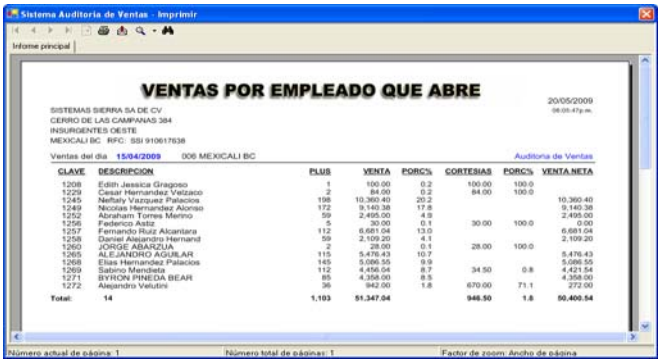

VENTAS POR EMPLEADO QUE ORDENA

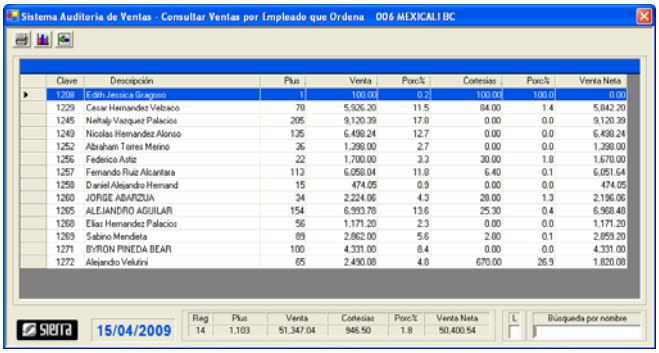

Clave	Descripción	Plus	Venta	Porc%	Cortesias	Porc%	Venta Neta
1208	Edith Jessica Gragoso	1	100.00	0.2	100.00	100.0	0.00
1229	Cesar Hernandez Velzaco	78	5,926.20	11.5	84.00	1.4	5,842.20
1245	Neftaly Vazquez Palacios	205	9,120.39	17.8	0.00	0.0	9,120.39
1249	Nicolas Hernandez Alonso	135	6,498.24	12.7	0.00	0.0	6,498.24
1252	Abraham Torres Merino	36	1,398.00	2.7	0.00	0.0	1,398.00
1256	Federico Astiz	22	1,700.00	3.3	30.00	1.8	1,670.00
1257	Fernando Ruiz Alcantara	113	6,058.04	11.8	6.40	0.1	6,051.64
1258	Daniel Alejandro Hernand	15	474.05	0.9	0.00	0.0	474.05
1260	JORGE ABARZUA	34	2,224.06	4.3	28.00	1.3	2,196.06
1265	ALEJANDRO AGUILAR	154	6,993.78	13.6	25.30	0.4	6,968.48
1268	Elias Hernandez Palacios	56	1,171.20	2.3	0.00	0.0	1,171.20
1269	Sabino Mendieta	89	2,862.00	5.6	2.80	0.1	2,859.20
1271	BYRON PINEDA BEAR	100	4,331.00	8.4	0.00	0.0	4,331.00
1272	Alejandro Velutini	65	2,490.08	4.8	670.00	26.9	1,820.08

Reg	Plus	Venta	Cortesias	Porc%	Venta Neta
14	1,103	51,347.04	946.50	1.8	50,400.54

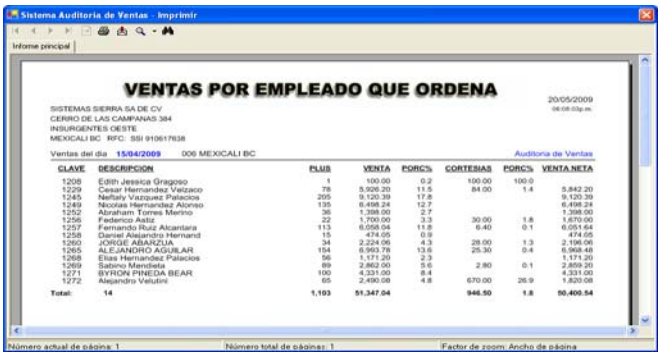

AUDITORIA DE CUENTAS

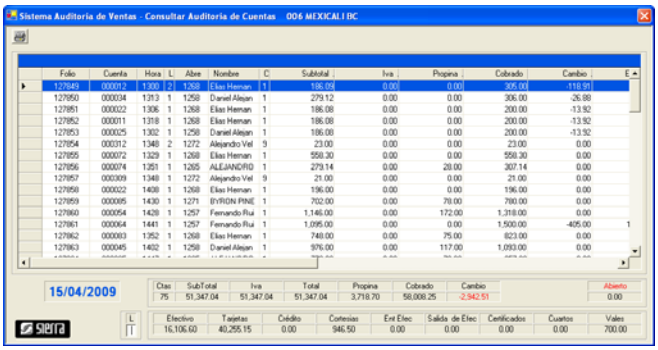

AUDITORIA POR MESERO

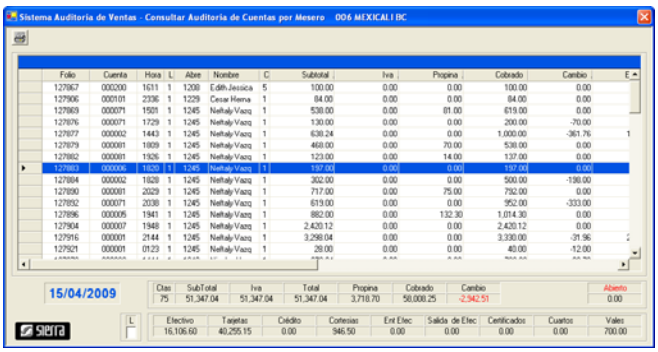

AUDITORIA POR CAJERO

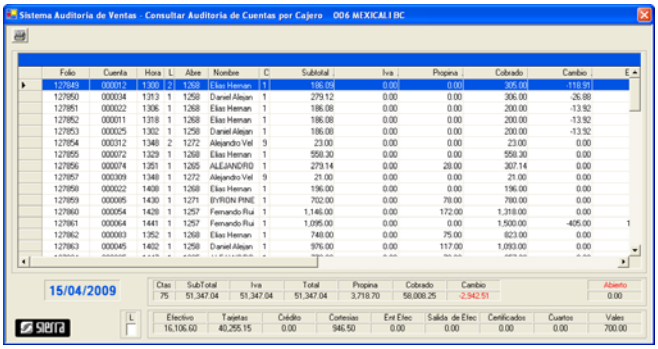

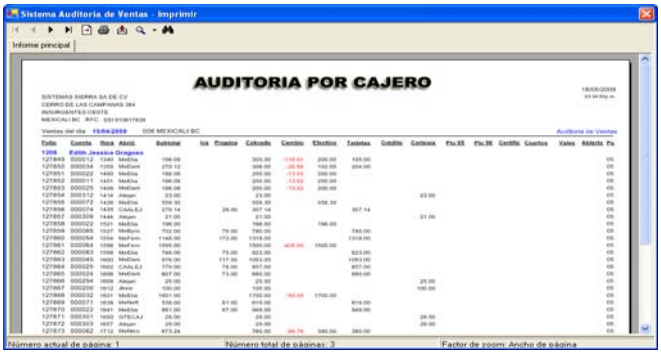

AUDITORIA POR NOTA

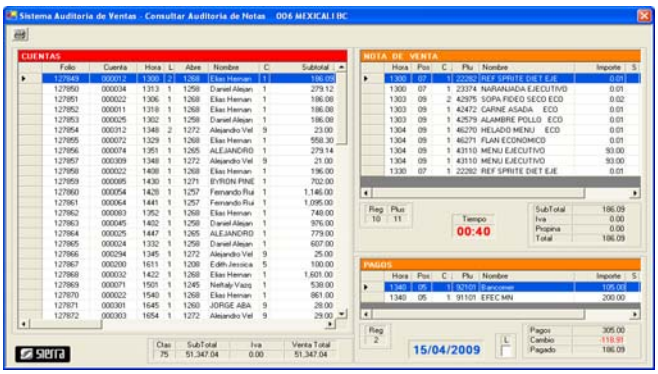

CANCELACIONES POR MESERO

CANCELACIONES POR GERENTE

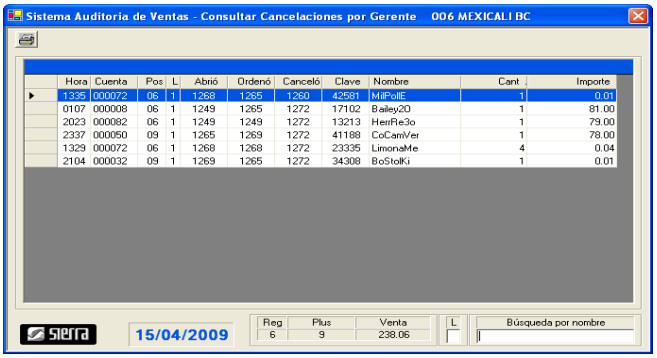

PLUS CANCELADOS

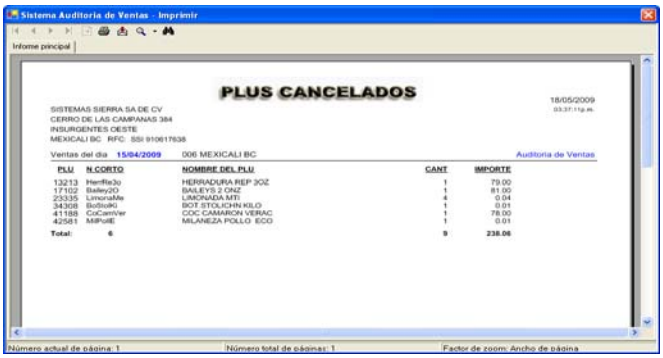

TODAS LAS FORMAS DE PAGO

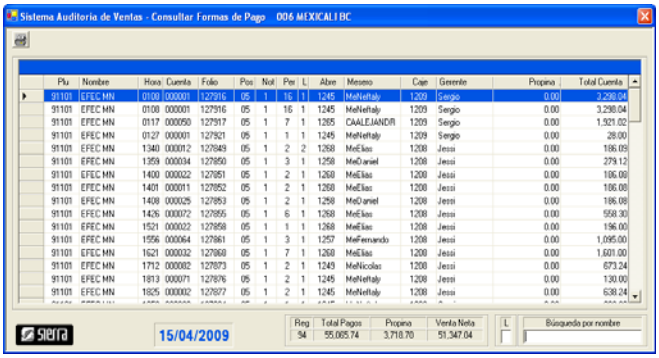

PAGOS EN EFECTIVO

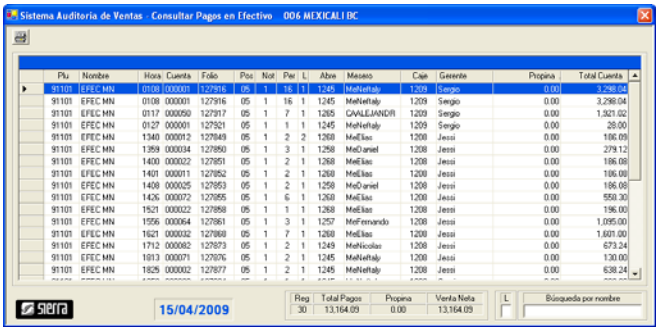

PAGOS EN TARJETA DE CREDITO

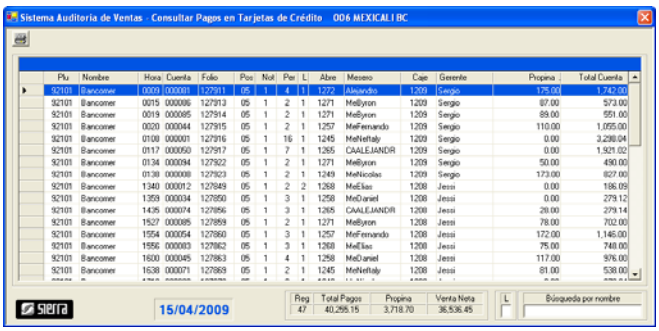

PAGOS A CREDITO

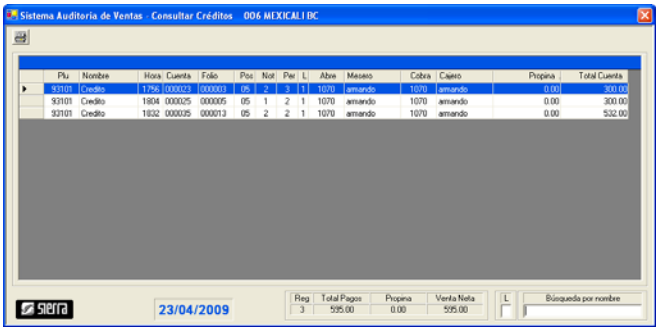

CORTESIAS Y DESCUENTOS

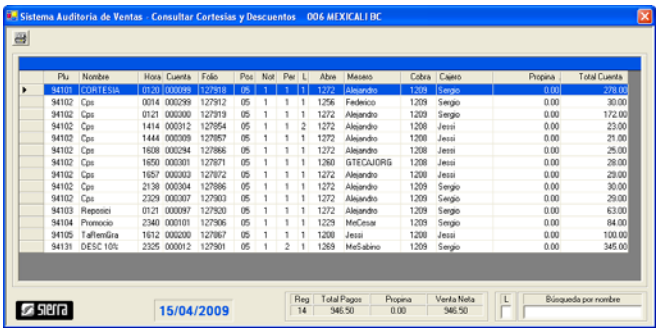

VALES Y CUPONES

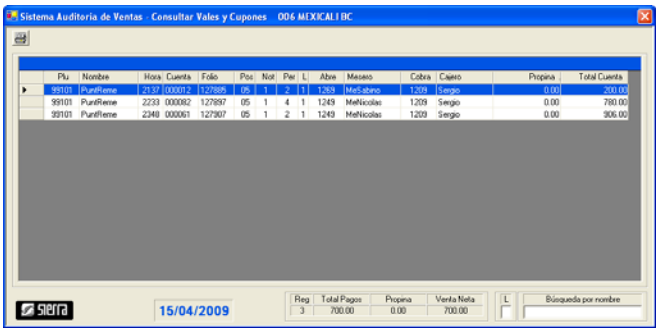

PROPINAS POR EMPLEADO RESUMEN

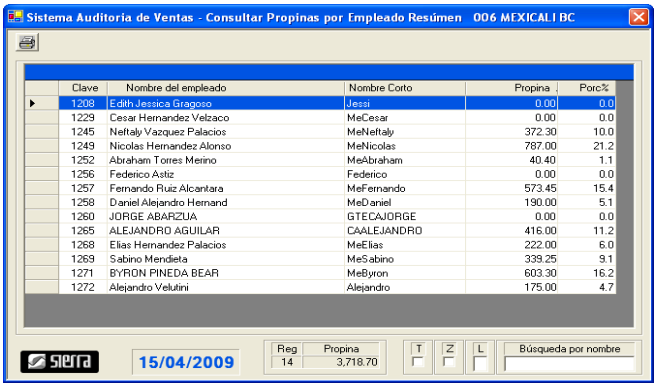

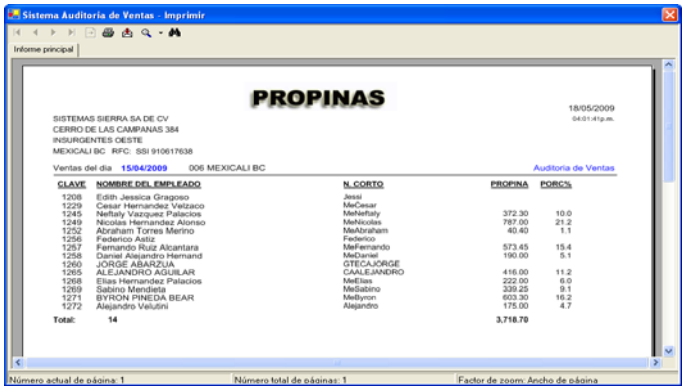

PROPINAS POR EMPLEADO DETALLE

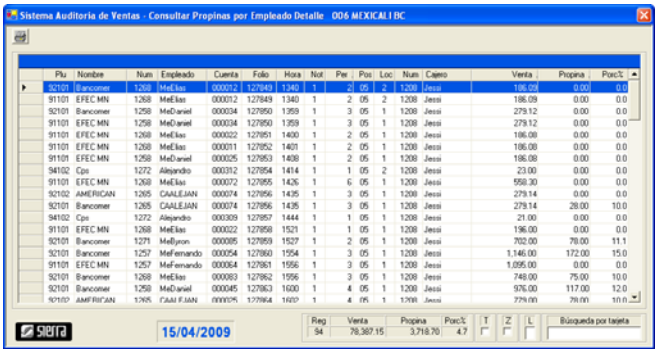

TRANSFERENCIA DE CUENTAS

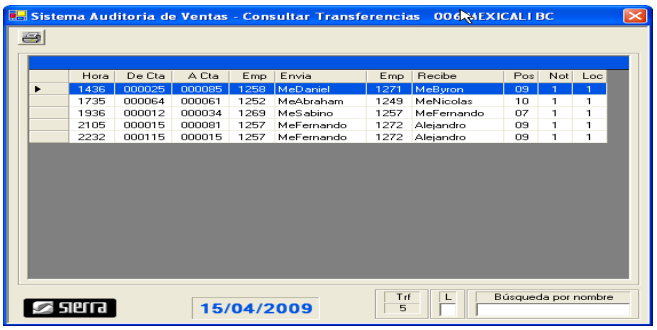

PLUS TRANSFERIDOS

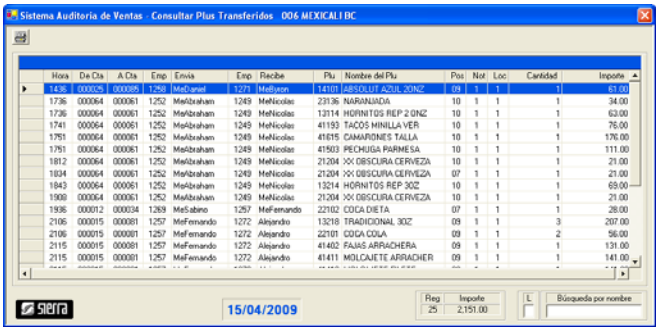

CUENTAS POR COBRAR

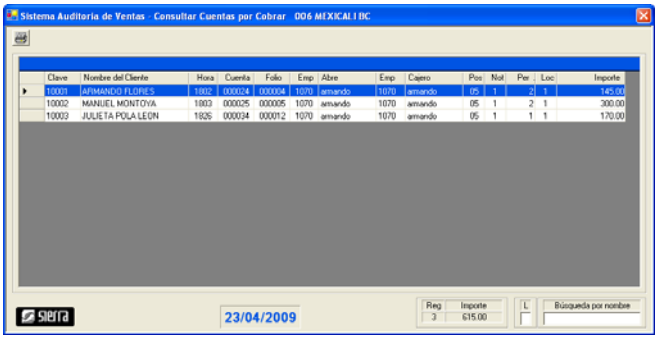

ENTRADAS Y SALIDAS

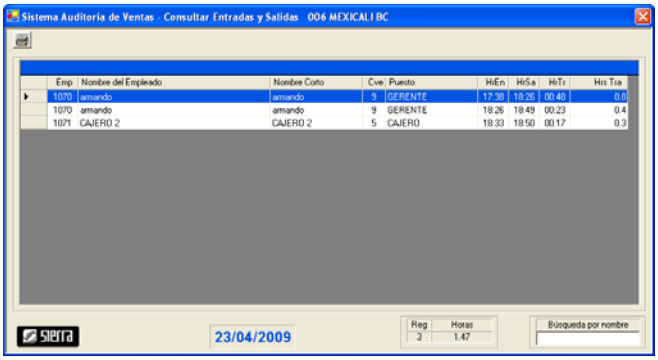

CATALOGO DE PLUS

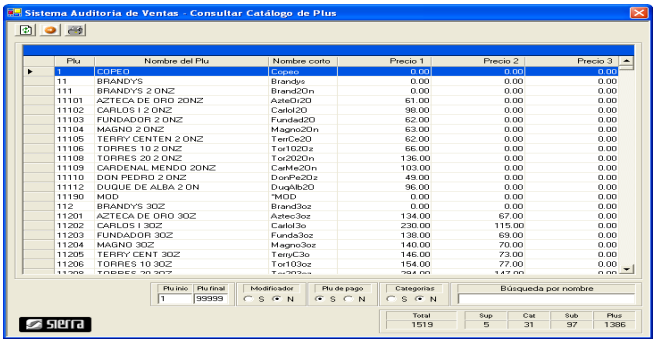

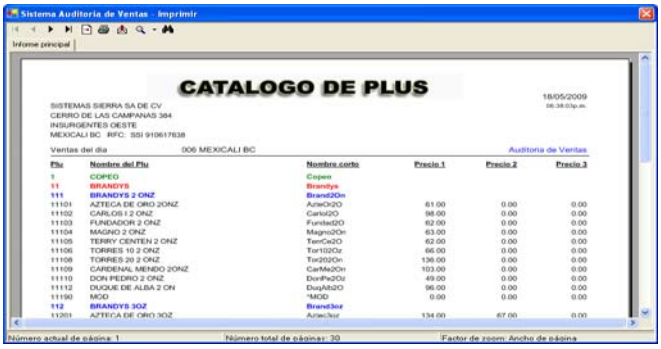

CATALOGO DE EMPLEADOS

CATALOGO DE CLIENTES

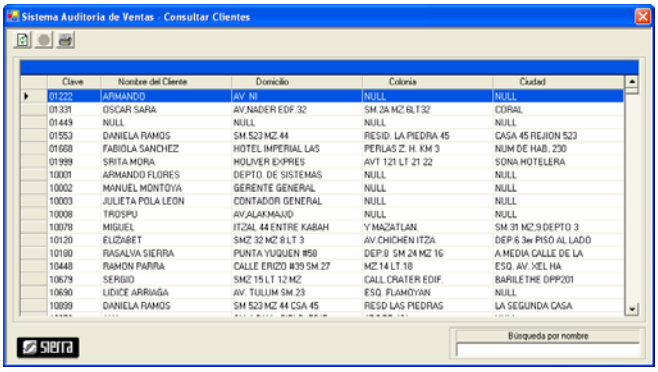

LOCALIZACIONESS

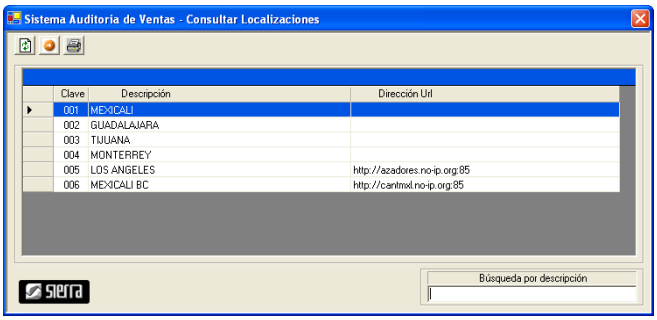

SEGIURIDAD

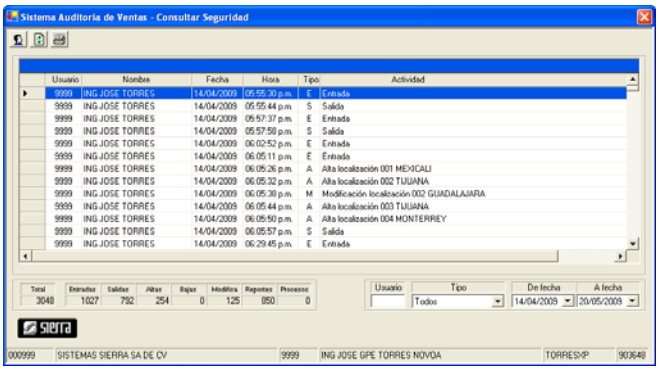

OPCIONES PARA IMPRESIÓN DE REPORTES

- En la parte superior izquierda se exhiben los botones

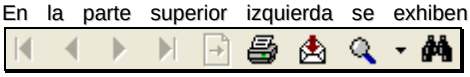

1 2 3 4 5 6 7 8 9

- Cada botón realiza una función diferente.
  - 1.- Ir a primer página.
  - 2.- Ir a página anterior.
  - 3.- Ir a página siguiente.
  - 4.- Ir a última página.
  - 5.- Ir a página.
  - 6.- Imprimir informe.
  - 7.- Exportar informe: Puede ser formato Adobe acrobat, excel, word, o texto.
  - 8.- Zoom.
  - 9.- Texto de búsqueda.

- Le permite exportar el reporte a Microsoft Excel, Microsoft Word, Adobe Acrobat, o Texto.

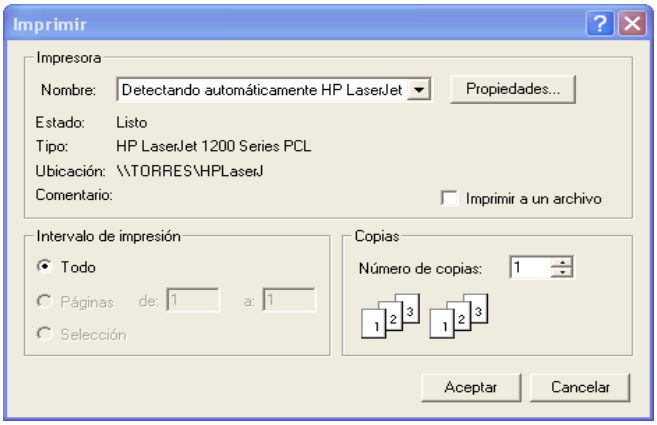

- Le permite imprimir reporte.
- Puede seleccionar el impresor que desee.
- Puede seleccionar el número de página(s) a imprimir.
- Puede seleccionar el número de copias.

Cualquier duda, comunicarse a Sistemas Sierra.